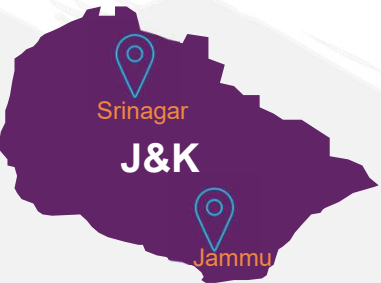




सत्यमेव जयते  
Government of Jammu and Kashmir



# Incentive Calculator for J&K Single Window System

Industries & Commerce Department, Govt. of Jammu & Kashmir

18 December 2023

# J&K Single Window System



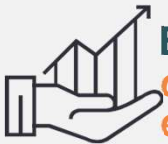
One stop solution to **Industries**



**182 services online on**  
[www.singlewindow.jk.gov.in](http://www.singlewindow.jk.gov.in)



Combined Application For (CAF) and **CAF Q-Logic**



Easy to do Business **and conducive working environment**



Know Your Approval (KYA) and **Know Your Incentives (KYI)**



**Central Inspection System and Joint Inspection**



**Information Wizard** - User Friendly repository of all type of SoPs, Notifications, PSGA timelines and Users Guide at one place



**Integrated MIS dashboard in Public domain with mean and median**



\*Status as on 10 November 2023


# Integration with J&K Department and Central Portal

Integration with **Auto Appeal System**  
(J&K PSGA timelines) **AAS** Auto Appeal System

Integration with **Jansugam Portal**  
**ServicePlus** for Citizen Services  
Metadata-based Integrated eService Delivery Framework

Integration with **NGDRS** for  
Property Registration



Integration with  
**DigiLocker**  **DigiLocker**  
Your documents anytime, anywhere

Integration with **UMANG** to access  
e-Gov services  **UMANG**  
THE SPIRIT OF NEW INDIA



Integration with **Rapid Assessment System** for Feedback **ras** Rapid Assessment System  
improving governance



Integration with **CERSAI** for  
checking any encumbrances



Integration with **SANDES** (Govt.  
Instant Messaging System)

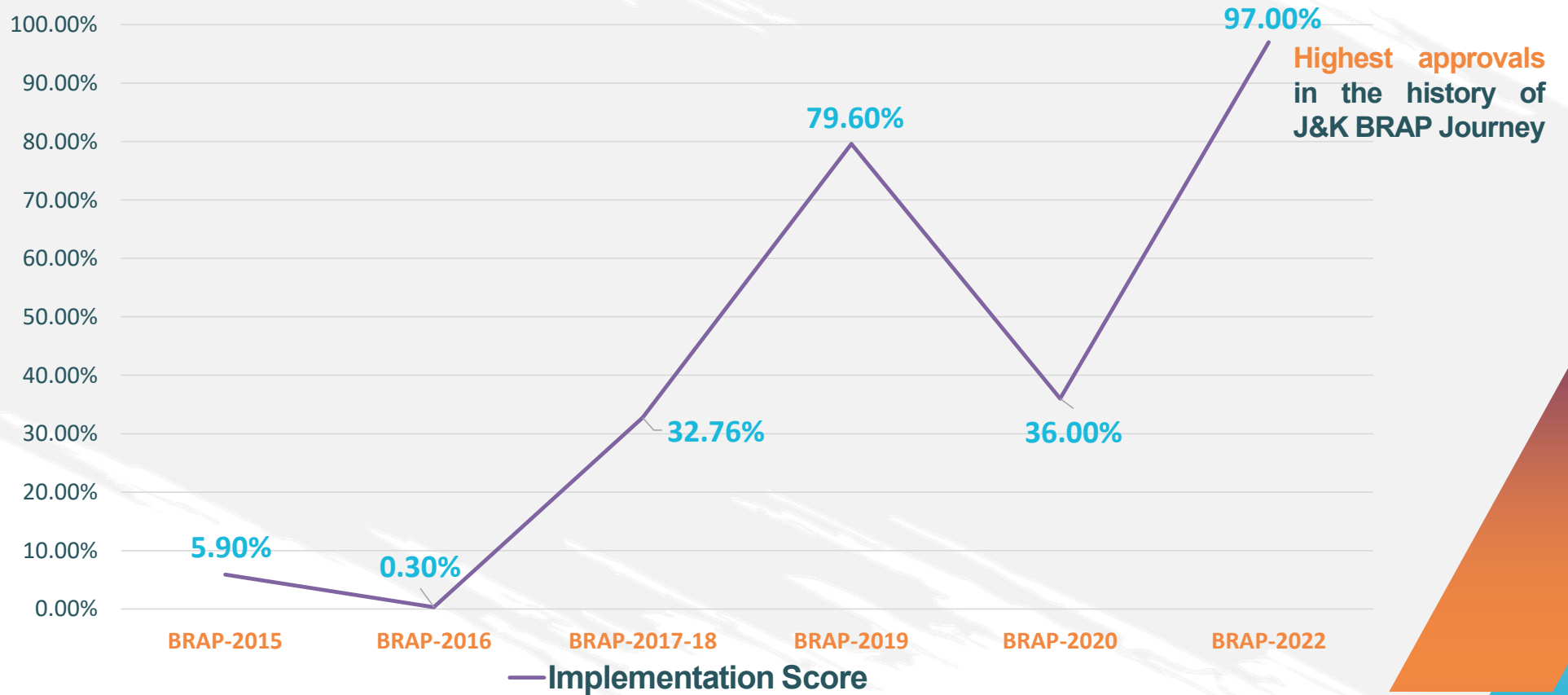
Integrated Dashboard  
for **Revenue Records**



Integration with **National Single Window System** (DPIIT, GoI)

Integration with **E-Abgari**  
for Excise services

# J&K BRAP Implementation Journey



# J&K Incentive Calculator (1/2)

## *“Empowering Investors in Jammu & Kashmir”*

### Background:

- Jammu & Kashmir has a rich potential for economic development across various sectors, including manufacturing, tourism, film industry, and traditional crafts like wool and handloom.
- However, attracting investments to the region has historically been challenging due to regulatory complexities and the lack of transparent information regarding incentives.

### Purpose/ Need:

- The need for the Incentives Calculator arises from the necessity to simplify the investment process. This module aims to provide a solution that streamlines and clarifies the path for investors and unit holders.
- By offering a user-friendly and transparent platform, this tool bridges the gap between potential investors and the available incentives, ultimately fostering economic growth in J&K.

### Challenges:

- Investors often face barriers related to uncertainty in incentive calculations, eligibility criteria, and the application process.
- The Incentives Calculator addresses these issues by providing a systematic and transparent means for investors to evaluate their potential incentives under various policies of J&K.

# J&K Incentive Calculator (2/2)

## Objectives:

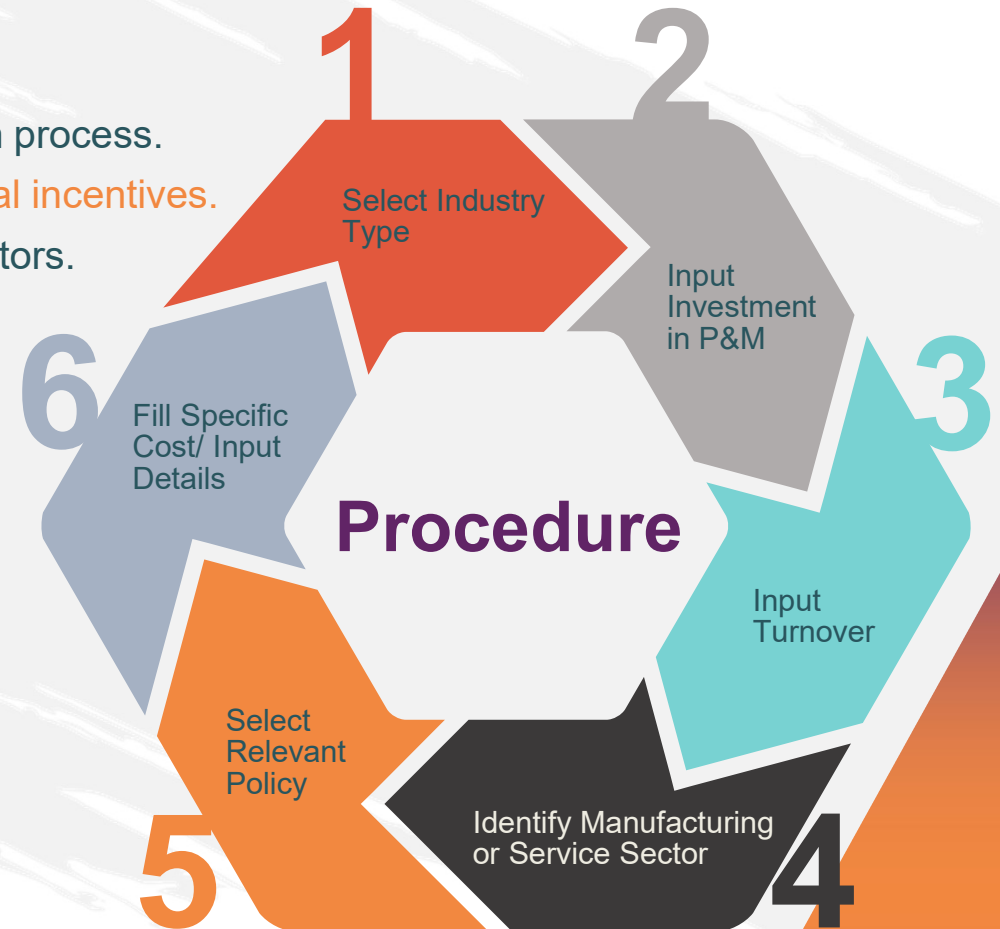
- Streamline and simplify the incentives application process.
- Enable investors/unit holders to calculate potential incentives.
- Encourage investment in J&K across various sectors.

## Features:

- User-friendly interface.
- Integration with 09 notified policies.
- Real-time calculation of incentives.
- Clear display of maximum capping.
- Accessibility for investors/unit holders.

## Benefits:

- Transparency in incentive calculation.
- Time and cost savings for investors.
- Encouragement for investment in J&K.



# Policies Covered



S.No	Name of Policy	Date of Notification	Notification Link
1.	Jammu & Kashmir IT/ITeS Policy 2020	21-08-2020 (New Unit)/ Any time prior to this date (Existing Unit)	<a href="#">jkItEsPolicy2020.pdf</a>
2.	New Central Sector Scheme for Industrial Development of Union Territory of Jammu & Kashmir 2021	01-04-2021 (New)/ Prior to this date (Existing)	<a href="#">New-Central-Sector-Schemes-for-Industrial-Development-in-Jammu-and-Kashmir.pdf (investjammu.in)</a>
3.	Jammu & Kashmir Housing, Affordable Housing, Slum Redevelopment and Rehabilitation and Township Policy 2020	08-09-2020 (New)/ Prior to this date (Existing)	<a href="#">Township_policy_2020.pdf (jkhudd.gov.in)</a>
4.	Jammu & Kashmir Wool Processing, Handloom, Handicraft Policy 2020	10-03-2020 (New)/ Prior to Appointed date (Existing)	<a href="#">54 IND of 2020.pdf (jkindustriescommerce.nic.in)</a>
5.	Jammu & Kashmir Poultry Policy 2020	11-03-2020 (New)/ Prior to this date (Existing)	<a href="#">Ministry   Department   Gol (jkash.nic.in)</a>
6.	Jammu & Kashmir Industrial Policy 2021-30	01-04-2021 (New)/ Prior to this (Existing)	<a href="#">117 IND OF 2021.pdf (jkindustriescommerce.nic.in)</a>
7.	Jammu & Kashmir Film Policy 2021	26-08-2021 (New)/ Prior to this (Existing)	<a href="#">jkfilm.jk.gov.in/policy_pdf/Film_Policy_2021_booklet_english.pdf</a>
8.	Jammu & Kashmir Healthcare & Ayush Care Investment Policy 2020	20-04-2020 (New)/ Prior to this (Existing)	<a href="#">AYUSH Investment policy (investindia.gov.in)</a>
9.	Jammu & Kashmir Tourism Policy 2020	17-12-2020 (New)/ Prior to this date (Existing)	<a href="#">TOURISM_POLICY.pdf (jk.gov.in)</a>





# Working of Incentive Calculator-Case 1



Browser address bar: [https://singlewindow.jk.gov.in/know\\_your\\_incentive/calculator#submit\\_result](https://singlewindow.jk.gov.in/know_your_incentive/calculator#submit_result)

Jammu and Kashmir Industrial Policy, 2021-30					
Category/Description	Input	Incentive/ Subsidy (%)	Maximum Capping	Output	Remarks
Cost of new DG set:	<input type="text" value="400000"/>	100	4500000.00	400000.00	Cost of new DG set: remarkd
Charges incurred on Stamp Duty and court fee:	<input type="text" value="50000"/>	100	0.00	50000.00	
Charges incurred on Quality certificate:	<input type="text" value="100000"/>	30	200000.00	30000.00	
Charges incurred on using new technology to reduce human intervention:	<input type="text" value="500000"/>	25	200000.00	125000.00	
Charges incurred on using Pollution Control Devices:	<input type="text" value="100000"/>	60	5000000.00	60000.00	
Charges incurred on following Green & Environment Protection Initiative:	<input type="text" value="100000"/>	50	0.00	50000.00	
Claim under SGST Reimbursement:	<input type="text" value="50000"/>	100	0.00	50000.00	
Turnover:	<input type="text" value="5000000"/>	2	5000000.00	100000.00	
Total Tentative Incentive under Jammu and Kashmir Industrial Policy, 2021-30				865000.00	

**\*Note: All the calculated incentives are for illustration purpose only, actual eligible Incentive amount may vary All Input amounts are examples for Illustration Purpose only**



# Working of Incentive Calculator-Case 2

← ↻ 🏠 [https://singlewindow.jk.gov.in/know\\_your\\_incentive/calculator#submit\\_result](https://singlewindow.jk.gov.in/know_your_incentive/calculator#submit_result) 🖨️ 🔍 🔍 ⌵ ⌵ ⌵ ⌵ ⌵ ⌵ ⌵ ⌵ ⌵ ⌵ ⌵ ⌵ ⌵

Total number of Shooting days		Total number of Shooting days in UT of J&K		Percentage of shooting days in J&K	
<input type="text" value="100"/>		<input type="text" value="60"/>		<input type="text" value="60.00"/>	

Jammu & Kashmir Film Policy 2021						
Category/Description	Input	Incentive/ Subsidy (%)	Maximum Capping	Output	Remarks	
Cost of new DG set	<input type="text" value="300000"/>	100	4500000.00	300000.00		
Charges incurred on Stamp Duty and court fee	<input type="text"/>	100	0.00			
Total Cost of Production (COP) for 1st Film	<input type="text" value="1000000"/>	0	15000000.00	600000.00		
Charges incurred on Quality certificate	<input type="text"/>	30	200000.00		NA	
Charges incurred on using new technology to reduce human intervention	<input type="text"/>	25	200000.00		NA	
Charges incurred on using Pollution Control Device	<input type="text"/>	60	5000000.00		NA	
Charges incurred on following Green & Environment Protection Initiative	<input type="text"/>	50	0.00		NA	
Claim under SGST Reimbursement	<input type="text"/>	100	0.00		NA	
Turnover	<input type="text"/>	3	1000000.00		3% for Micro with capping of 10,00,000 2% for Small, Medium, Large with capping of 50,00,000	
Total Cost of Production (COP) for 2nd Film	<input type="text" value="50000000"/>	0	17500000.00	17500000.00	NA	
Total Cost of Production (COP) for 3rd Film	<input type="text" value="20000000"/>	0	20000000.00	12000000.00	NA	

**\*Note: All the calculated incentives are for illustration purpose only, actual eligible Incentive amount may vary All Input amounts are examples for Illustration Purpose only**

# Working of Incentive Calculator-Case 2



Description	Input Value	Percentage	Value 1	Value 2	Notes
Payments made to Primary Local Artists of J&K	100000	50	5000000.00	50000.00	Maximum of Rs. 50 lakh for a film with cast of minimum 5 Primary local artists of J&K (who are featuring as prominent character as per the story)
Payments made to Secondary Local Artists of J&K	100000	50	1000000.00	50000.00	Maximum of Rs. 10 lakh for a film with cast of minimum 5 Secondary local artists of J&K (who are featuring as prominent character as per the story)
Total Cost of Production (COP) for 2nd Film produced by award-winning Producer/Director		25	22500000.00		For 50% shooting in JK: Up to Rs. 1.75 CR or 25% of the total Cost of Production (COP), whichever is lower For 66% shooting in JK: Up to Rs. 2.25 CR or 25% of the total Cost of Production (COP), whichever is lower
Total Cost of Production (COP) for 3rd/Consecutive Film produced by award-winning Producer/Director		25	32500000.00		For 50% shooting in JK: Up to Rs. 2.25 CR or 25% of the total Cost of Production (COP), whichever is lower For 66% shooting in JK: Up to Rs. 3.25 CR or 25% of the total Cost of Production (COP), whichever is lower
Permission fee Charges incurred on shooting of Film/ TV Show/ Web Series/ Original Show of OTT & Documentary	20000	0	0.00	12000.00	(Upper limit/Capping not mentioned in Policy) For 50% and minimum 90 days shooting in JK: 50% reimbursement of shoot permission For 75% and minimum 180 days shooting in JK: 75% reimbursement of shoot permission
Total Cost of Production (COP) for shooting TV series/ Shows in J&K		0	10000000.00		For minimum 90 days shooting in JK: Up to Rs. 50 lakh or 25% of the total Cost of Production (COP), whichever is lower For minimum 180 days shooting in JK: Up to Rs. 1 CR or 25% of the total Cost of Production (COP), whichever is lower
Total Cost of Production (COP) for shooting Web Series/Original Show to be displayed on OTT Platform in J&K		0	10000000.00		For 50% shooting in JK: Up to Rs. 50 lakh or 25% of the total Cost of Production (COP), whichever is lower For 75% shooting in JK: Up to Rs. 1 CR or 25% of the total Cost of Production (COP), whichever is lower
Total Cost of Production (COP) for shooting Documentary Films in J&K		0	4000000.00		Up to Rs 20 lakh or 50% of total cost of production (COP) for National level release, whichever is lower Up to Rs 40 lakh or 25% of total cost of production (COP) for international level release, whichever is lower
Total Cost of Production (COP) for film on Patriotic theme		50	5000000.00		NA
Total Cost of Production (COP) for film on Children or Women empowerment theme		25	5000000.00		NA
<b>Total Tentative Incentive under Jammu &amp; Kashmir Film Policy 2021</b>				<b>30512000.00</b>	

**\*Note: All the calculated incentives are for illustration purpose only, actual eligible Incentive amount may vary All Input amounts are examples for Illustration Purpose only**

# Formulas for Calculations (1/10)

S. No.	Category/Description	Input	Incentive/Subsidy	Maximum Capping	Output	Formula Used	Remarks
<b>Incentive Calculator (Specific Business/Operations Information)</b>							
<b>a)</b>	<b>For Incentives under Jammu and Kashmir Industrial Policy, 2021-30 (Non-Negative List)</b>						
1	Cost of new DG set:	₹ 1,00,000	100%	₹ 45,00,000	₹ 1,00,000	Min (Incentive Percentage X Cost Of New DG Set, Capping)	Capping Zone A - 40,00,000 Zone B - 45,00,000 <i>(Zone will be auto populated based on selection in Part A of KYI Q-Logic)</i>
2	Charges incurred on Stamp Duty and court fee:	₹ 5,000	100%	NIL	₹ 5,000	Incentive Percentage X Charges Incurred On Stamp Duty And Court Fee	
3	Charges incurred on Quality certificate:	₹ 5,00,000	30%	₹ 2,00,000	₹ 1,50,000	Min (Incentive Percentage X Charges Incurred On Quality Certificate, Capping)	
4	Charges incurred on using new technology to reduce human intervention:	₹ 10,00,000	25%	₹ 2,00,000	₹ 2,00,000	Min (Incentive Percentage X Charges Incurred On Using New Technology, Capping)	
5	Charges incurred on using Pollution Control Devices:	₹ 10,00,000	60%	₹ 50,00,000	₹ 6,00,000	Min (Incentive Percentage X Charges Incurred On Using Pollution Control Devices, Capping)	
6	Charges incurred on following Green & Environment Protection Initiative:	₹ 10,000	50%	NIL	₹ 5,000	Incentive Percentage X Charges Incurred On Following Green & Environment Protection Initiative	
7	Claim under SGST Reimbursement:	₹ 10,000	100%	NIL	₹ 10,000	Incentive Percentage X SGST Paid	
8	Turnover:	₹ 1,00,00,000	3% for Micro 2% for Small, Medium, Large	10,00,000 50,00,000	₹ 3,00,000	If (Turnover <=500000000, Min (3% X Turnover, Capping For Micro), Min (2% X Turnover, Capping For Small Medium Large))	3% for Micro with capping of 10,00,000  2% for Small, Medium, Large with capping of 50,00,000
	<b>Total Tentative Incentive under J&amp;K Industrial Policy 2021-30</b>	*****	*****	*****	₹ 13,70,000	<b>Sum of Incentives (1 to 8)</b>	

**\*Note: All the calculated incentives are for illustration purpose only, actual eligible Incentive amount may vary  
All Input amounts are examples for Illustration Purpose only**

# Formulas for Calculations (2/10)

b) For Incentives under New Central Sector Scheme for Industrial Development of Union Territory of Jammu & Kashmir, 2021 (Non-Negative List)							
1	Have you availed any benefits under Jammu & Kashmir Industrial Policy 2021-30?	Yes	NA	NA	Not Eligible for Incentives under New Central Sector Scheme	NA	
		No	NA	NA	Eligible for Incentives under New Central Sector Scheme	NA	If selected no, then point no. 2-5 from part b "Incentives under New Central Sector Scheme for Industrial Development of Union Territory of Jammu & Kashmir, 2021" will apply
2	Investment in Plant & Machinery:	₹ 1,00,00,000	50%	₹ 7,50,00,000	₹ 50,00,000	Min (Incentive Percentage X Investment In Plant & Machinery, Capping)	Capping Zone A (30%) - 5,00,00,000 Zone B (50%) - 7,50,00,000 (Zone will be auto populated based on selection in Part A of KYI Q-Logic)
3	Investment in installing new Plant & Machinery:	₹ 5,00,00,000	6%	NIL	₹ 30,00,00,000	If (Investment In Installing New Plant & Machinery >=5000000000, Incentive Percentage X Investment In Installing New Plant & Machinery,0)	For a maximum of 7 consecutive years from any date after the date of application for registration on term loan on principal amount of Rs 500 crore for investment in eligible new plant & machinery (for manufacturing sector) or new building & all durable physical assets (for service sector)
4	Charges incurred on new GST registration number within J&K:	₹ 5,00,000	100%	₹ 15,00,000	₹ 5,00,000	Min (Incentive Percentage X Charges Incurred On New GST Registration, Capping)	Input tax credit for a maximum period of 10 years from the date of commencement of commercial production/ operation or till the validity of the scheme whichever is earlier. The maximum amount eligible under the incentive is 300% of the investment in Plant & Machinery.
5	Charges incurred on GST registration number within J&K before 01.04.2021:	₹ 1,00,00,000	5%	₹ 5,00,00,000	₹ 5,00,000	Min (Incentive Percentage X Charges Incurred On GST Registration Number Within J&K, Capping)	Maximum of 5 consecutive years from the date of grant of registration under this scheme. The maximum benefit under this component for manufacturing sector units is Rs. 5 crore in 5 years
<b>Total Tentative Incentive under New Central Sector Scheme for Industrial Development of Union Territory of Jammu &amp; Kashmir 2021</b>		*****	*****	*****	₹ 30,60,00,000	Sum of Incentives (1 to 5)	

\*Note: All the calculated incentives are for illustration purpose only, actual eligible Incentive amount may vary  
All Input amounts are examples for Illustration Purpose only

# Formulas for Calculations (3/10)

c) For Incentives under Jammu & Kashmir Housing, Affordable Housing, Slum Redevelopment and Rehabilitation and Township Policy, 2020							
1	Charges incurred on Additional FAR for build-up area utilized for EWS:	₹ 10,00,000	100%	NIL	₹ 10,00,000	Charges Incurred On Additional FAR X Incentive Percentage	If this additional FAR cannot be utilized in the same project developer will be entitled to receive TDR for the unutilized compensatory FAR which may utilized at other location or transferred to third party subject to the guideline issued by government
2	Estimated land use conversion charges:	₹ 10,00,000	100%	NIL	₹ 10,00,000	Land Use Conversion Charges X Incentive Percentage	
3	Estimated Building Plan sanction fee:	₹ 10,00,000	100%	NIL	₹ 10,00,000	Building Plan Sanction Fee X Incentive Percentage	
4	Estimated external/ periphery charges:	₹ 10,00,000	100%	NIL	₹ 10,00,000	External/ Periphery Charges X Incentive Percentage	
	<b>Total Tentative Incentive under New Central Sector Scheme for Industrial Development of Union Territory of Jammu &amp; Kashmir 2021</b>	*****	*****	*****	<b>₹ 40,00,000</b>	<b>Sum of Incentives (1 to 4)</b>	

\*Note: All the calculated incentives are for illustration purpose only, actual eligible Incentive amount may vary  
All Input amounts are examples for Illustration Purpose only

# Formulas for Calculations (4/10)



d) For Incentives under Jammu & Kashmir IT/ITeS Policy, 2020							
1	Lease rental charges incurred in Government owned IT parks:	₹ 10,00,000	25%	₹ 10,00,000	₹ 2,50,000	Min (Incentive Percentage X Lease Rental Charges, Capping)	Maximum limit of 10 lakh in a year, for a period of 5 years
2	Charges incurred on FAR within the declared IT park:	₹ 10,00,000	50%	NIL	₹ 5,00,000	Charges Incurred On FAR Within The Declared It Park X Incentive Percentage	
3	Charges incurred on FAR in other areas (if any):	₹ 10,00,000	25%	NIL	₹ 2,50,000	Charges Incurred On FAR In Other Areas X Incentive Percentage	
4	Charges incurred on obtaining quality certificate:	₹ 10,00,000	30%	₹ 2,00,000	₹ 2,00,000	Min (Incentive Percentage X Charges Incurred On Obtaining Quality Certificate, Capping)	
5	Charges incurred on technology acquisition:	₹ 10,00,000	50%	₹ 1,00,00,000	₹ 5,00,000	Min (Incentive Percentage X Charges Incurred On Technology Acquisition, Capping)	Maximum of 1 crore one time in 5 years if the technology enhances the capacity & capability of units
6	No. of new IT/ITes recruits:	50	₹ 26,000	500	₹ 13,00,000	If (No. Of New IT/ITes Recruits >=50, Min(Incentive Amount X No. Of New IT/ITes Recruits, Capping), 0)	Maximum of 500 annual recruits up to 5 years from the date of start of operation.
7	Annual charges on Bandwidth:	₹ 10,00,000	25%	₹ 2,00,000	₹ 2,00,000	Min(Incentive Percentage X Annual Charges On Bandwidth, Capping)	
	<b>Total Tentative Incentive under Jammu &amp; Kashmir IT/ITeS Policy, 2020</b>	*****	*****	*****	<b>₹ 32,00,000</b>	<b>Sum of Incentives (1 to 7)</b>	

\*Note: All the calculated incentives are for illustration purpose only, actual eligible Incentive amount may vary  
All Input amounts are examples for Illustration Purpose only



# Formulas for Calculations (5/10)

e) For Incentives under Jammu & Kashmir Wool Processing, Handloom, Handicraft Policy 2020							
1-8	Incentives as applicable in J&K Industrial Policy 2021-30						
9	Charges incurred on registrations of crafts on e-Platforms:	₹ 1,00,000	50%	NIL	₹ 50,000	Incentive Percentage X Charges Incurred On Registrations Of Crafts On E-Platforms	
10	No. of craftsman under Advanced training:	50	₹ 1,500	NIL	₹ 9,00,000	Incentive Amount X No. Of Craftsman Under Advanced Training X Number Of Months	The stipend for advance training shall be Rs. 1500 per month
11	No. of craftsman under elementary training:	10	₹ 1,000	NIL	₹ 1,20,000	Incentive Amount X No. Of Craftsman Under Elementary Training X Number Of Months	Elementary training stipend, the stipend shall be Rs. 1000 per month
12	No. of stalls in UT/National level exhibitions:	10	₹ 10,000	500	₹ 1,00,000	Min (Incentive Amount X No. Of Stalls In Ut/National Level Exhibitions, Capping)	Rent free stalls subject to maximum 500 stalls per year and maximum reimbursement of Rs 10000 per stall
13	No. of Persons travelled for UT/National level exhibitions:	100	₹ 10,000	4000	₹ 10,00,000	Min (Incentive Amount X No. Of Persons Travelled For Ut/National Level Exhibitions, Capping)	All travel expenses and freight charges subject to maximum 4000 persons per year with maximum reimbursement of 10000 per person
14	Working capital of unit setup by Craft entrepreneurs/ weavers:	₹ 1,00,00,000	10%	₹ 5,00,000	₹ 5,00,000	Min (Incentive Percentage X Working Capital Of Unit Setup By Craft Entrepreneurs/ Weavers, Capping)	
15	Total volume of handloom products exported:	₹ 1,00,000	10%	NIL	₹ 10,000	Incentive Percentage X Total Volume Of Handloom Products Exported	
16	Amount took as loan under Artisan Credit Scheme:	₹ 2,00,000	10%	NIL	₹ 20,000	Incentive Percentage X Amount Took As Loan Under Artisan Credit Scheme	Government will increase the existing loan amount from Rs. 1 lakh to Rs. 2 lakhs with interest subvention of 10 % for a period of 5 years.
17	Amount took as loan under Micro Credit Plan Scheme:	₹ 1,00,000	10%	NIL	₹ 10,000	Incentive Percentage X Amount Took As Loan Under Micro Credit Plan Scheme	Government shall increase amount of loan from existing Rs 1.00 lakh to Rs 2.00 lakh with interest subvention of 10 % for a period of 5 years.
	<b>Total Tentative Incentive under Jammu &amp; Kashmir Wool Processing, Handloom, Handicraft Policy 2020</b>	*****	*****	*****	<b>₹ 40,80,000</b>	<b>Sum of Incentives (1 to 17)</b>	

\*Note: All the calculated incentives are for illustration purpose only, actual eligible Incentive amount may vary  
All Input amounts are examples for Illustration Purpose only

# Formulas for Calculations (6/10)

f) For Incentives under Jammu & Kashmir Poultry Policy 2020							
1	Capacity of Commercial layer/broiler farm:	10000	30%	₹ 50,00,000	₹ 3,00,000	If (Capacity Of Commercial Layer/Broiler Farm $\geq$ 10000, Min (Incentive Percentage X Investment In Plant & Machinery, Capping), 0)	Minimum 10,000 birds per unit mandatory condition to avail incentives
2	Investment in Plant & machinery:	₹ 10,00,000					
3	Working Capital Credit:	₹ 10,00,000	3%	NIL	₹ 30,000	If (Capacity Of Commercial Layer/Broiler Farm $\geq$ 10000, Incentive Percentage X Working Capital Credit, 0)	Capital credit advanced by scheduled commercial banks, financial institutions etc. for the first five years from the date of commencement of commercial production
4	Amount incurred as insurance premium for Building, Plant & machinery:	₹ 1,00,000	100%	NIL	₹ 1,00,000	Incentive Percentage X Amount Incurred As Insurance Premium For Building, Plant & Machinery	For maximum of 5 years from the date of commencement of commercial production and operations.
5	Cost of new DG set:	₹ 1,00,000	100%	₹ 4,50,000	₹ 1,00,000	If (Capacity Of Commercial Layer/Broiler Farm $\geq$ 10000, Min (Incentive Percentage X Cost Of New Dg Set, Capping), 0)	Rearing capacity of more than 10000 birds
6	Cost of new Incinerator:	₹ 1,00,000	50%	₹ 1,00,000	₹ 50,000	If (Capacity Of Commercial Layer/Broiler Farm $\geq$ 10000, Min (Incentive Percentage X Cost Of New Incinerator, Capping), 0)	Rearing capacity of more than 10000 birds
	<b>Total Tentative Incentive under Jammu &amp; Kashmir Poultry Policy 2020</b>	*****	*****	*****	<b>₹ 5,80,000</b>	<b>Sum of Incentives (1 to 6)</b>	

\*Note: All the calculated incentives are for illustration purpose only, actual eligible Incentive amount may vary  
All Input amounts are examples for Illustration Purpose only

# Formulas for Calculations (7/10)

g) For Incentives under Jammu & Kashmir Film Policy 2021							
1-8	Incentives as applicable in J&K Industrial Policy 2021-30						
9	Total number of Shooting days:	300	NA	NA	83%	Number Of Shooting Days In J&K / Total Number Of Shooting Days	
10	Total number of Shooting days in UT of J&K:	250	NA	NA			
11	Total Cost of Production (COP) for 1st Film:	100000000	25%	₹ 1,50,00,000	₹ 1,50,00,000	Ifs (Percentage Of Shooting In JK<50%,0, Percentage Of Shooting In JK<75%, Min (Incentive Percentage X Total Cost Of Production (Cop) For 1st Film,10000000), Percentage Of Shooting In JK>=75%, Min (Incentive Percentage X Total Cost Of Production (Cop) For 1st Film,15000000))	For 50% shooting in JK: Up to Rs. 1 CR or 25% of the total Cost of Production (COP), whichever is lower For 75% shooting in JK:Up to Rs. 1.5 CR or 25% of the total Cost of Production (COP), whichever is lower
12	Total Cost of Production (COP) for 2nd Film:	100000000	25%	₹ 1,75,00,000	₹ 1,75,00,000	Ifs (Percentage Of Shooting In JK<50%,0, Percentage Of Shooting In JK<75%, Min (Incentive Percentage X Total Cost Of Production (Cop) For 2nd Film,12500000), Percentage Of Shooting In JK>=75%, Min (Incentive Percentage X Total Cost Of Production (Cop) For 2nd Film,17500000))	For 50% shooting in JK: Up to Rs. 1.25 CR or 25% of the total Cost of Production (COP), whichever is lower For 75% shooting in JK:Up to Rs. 1.75 CR or 25% of the total Cost of Production (COP), whichever is lower
13	Total Cost of Production (COP) for 3rd Film:	100000000	25%	₹ 2,00,00,000	₹ 2,00,00,000	Ifs (Percentage Of Shooting In JK<50%,0, Percentage Of Shooting In JK<75%, Min (Incentive Percentage X Total Cost Of Production (Cop) For 3rd Film,15000000), Percentage Of Shooting In JK>=75%, Min (Incentive Percentage X Total Cost Of Production (Cop) For 3rd Film,20000000))	For 50% shooting in JK: Up to Rs. 1.50 CR or 25% of the total Cost of Production (COP), whichever is lower For 75% shooting in JK: Up to Rs. 2 CR or 25% of the total Cost of Production (COP), whichever is lower
14	No. of local Artists hired for Primary Role:	6	NA	NA	Eligible	If (No. Of Local Artists Hired For Primary Role >=5,"Eligible","Not Eligible")	If more than 5 local artist hired for primary role, than eligible for incentives (Payments made to Primary Local Artists of J&K)
15	Payments made to Primary Local Artists of J&K:	1000000	50%	₹ 50,00,000	₹ 5,00,000	Min (Incentive Percentage X Payments Made To Primary Local Artists Of J&K, Capping)	Maximum of Rs. 50 lakh for a film with cast of minimum 5 Primary local artists of J&K (who are featuring as prominent character as per the story)
16	No. of local Artists hired for Secondary Role:	6	NA	NA	Eligible	If (No. Of Local Artists Hired For Secondary Role >=5,"Eligible","Not Eligible")	If more than 5 local artist hired for primary role, than eligible for incentives (Payments made to Secondary Local Artists of J&K)
17	Payments made to Secondary Local Artists of J&K:	1000000	50%	₹ 10,00,000	₹ 5,00,000	Min (Incentive Percentage X Payments Made To Secondary Local Artists Of J&K, Capping)	Maximum of Rs. 10 lakh for a film with cast of minimum 5 Secondary local artists of J&K (who are featuring as prominent character as per the story)
18	Is your film produced by National/ International award-winning Producer/Director?	Yes	NA	NA	Eligible	If (Input="Yes", "Eligible", "Not Eligible")	If the film is produced by National/International award-winning Producer/Director, than eligible for point 19-20
19	Total Cost of Production (COP) for 2nd Film produced by award-winning Producer/Director:	100000000	25%	₹ 2,25,00,000	₹ 2,25,00,000	Ifs (Percentage Of Shooting In JK<50%,0, Percentage Of Shooting In JK<66%, Min (Incentive Percentage X Total Cost Of Production (Cop) For 2nd Film Produced By Award-Winning Producer/Director,17500000), Percentage Of Shooting In JK>=66%, Min (Incentive Percentage X Total Cost Of Production (Cop) For 2nd Film Produced By Award-Winning Producer/Director,22500000))	For 50% shooting in JK: Up to Rs. 1.75 CR or 25% of the total Cost of Production (COP), whichever is lower For 66% shooting in JK: Up to Rs. 2.25 CR or 25% of the total Cost of Production (COP), whichever is lower

**\*Note: All the calculated incentives are for illustration purpose only, actual eligible Incentive amount may vary  
All Input amounts are examples for Illustration Purpose only**

# Formulas for Calculations (8/10)

20	Total Cost of Production (COP) for 3rd/Consecutive Film produced by award-winning Producer/Director:	1000000000	25%	₹ 3,25,00,000	₹ 3,25,00,000	ifs (Percentage Of Shooting In JK<50%,0, Percentage Of Shooting In JK<66%, Min (Incentive Percentage X Total Cost Of Production (COP) For 3rd/Consecutive Film Produced By Award-Winning Producer/Director,22500000), Percentage Of Shooting In JK>=66%, Min (Incentive Percentage X Total Cost Of Production (COP) For 3rd/Consecutive Film Produced By Award-Winning Producer/Director,32500000))	For 50% shooting in JK: Up to Rs. 2.25 CR or 25% of the total Cost of Production (COP), whichever is lower For 66% shooting in JK: Up to Rs. 3.25 CR or 25% of the total Cost of Production (COP), whichever is lower
21	Permission fee Charges incurred on shooting of Film/ TV Show/ Web Series/ Original Show of OTT & Documentary:	100000000	50%-75%		₹ 7,50,00,000	ifs (Or (Number Of Shooting Days In JK<90, Percentage Of Shooting In JK<50%),0, And (Percentage Of Shooting In JK<75%, Number Of Shooting Days In JK>=90), Permission Fee Charges Incurred On Shooting X 50%, And (Percentage Of Shooting In JK>=75%, Number Of Shooting Days In JK<180)a, Permission Fee Charges Incurred On Shooting X 50%, And (Percentage Of Shooting In JK>=75%, Number Of Shooting Days In JK>=180), Permission Fee Charges Incurred On Shooting X 75%)	<b>(Upper limit/Capping not mentioned in Policy)</b> For 50% and minimum 90 days shooting in JK: 50% reimbursement of shoot permission For 75% and minimum 180 days shooting in JK: 75% reimbursement of shoot permission
22	Total Cost of Production (COP) for shooting TV serials/ Shows in J&K:	100000000	25%	₹ 1,00,00,000	₹ 1,00,00,000	ifs (Number Of Shooting Days In JK<90,0, Number Of Shooting Days In JK<180, Min (Incentive Percentage X Total Cost Of Production (COP) For Shooting Tv Serials/ Shows In J&K,5000000), Number Of Shooting Days In JK>=180, Min (Incentive Percentage X Total Cost Of Production (COP) For Shooting Tv Serials/ Shows In J&K,10000000))	For minimum 90 days shooting in JK: Up to Rs. 50 lakh or 25% of the total Cost of Production (COP), whichever is lower For minimum 180 days shooting in JK: Up to Rs. 1 CR or 25% of the total Cost of Production (COP), whichever is lower
23	Total Cost of Production (COP) for shooting Web Series/Original Show to be displayed on OTT Platform in J&K:	100000000	25%	₹ 1,00,00,000	₹ 1,00,00,000	ifs (Percentage Of Shooting In JK<50%,0, Percentage Of Shooting In JK<75%, Min (Incentive Percentage X Total Cost Of Production (COP) For Shooting Web Series/Original Show To Be Displayed On Ott Platform In J&K,5000000), Percentage Of Shooting In JK>=75%, Min (Incentive Percentage X Total Cost Of Production (COP) For Shooting Web Series/Original Show To Be Displayed On Ott Platform In J&K,10000000))	For 50% shooting in JK: Up to Rs. 50 lakh or 25% of the total Cost of Production (COP), whichever is lower For 75% shooting in JK: Up to Rs. 1 CR or 25% of the total Cost of Production (COP), whichever is lower
24	At which level has your Documentary Film released?	International	NA	NA	NA	Na	
25	Total Cost of Production (COP) for shooting Documentary Films in J&K:	100000000	25%-50%	₹ 40,00,000	₹ 25,00,000	ifs (Percentage Of Shooting In JK<50%,0, And (Percentage Of Shooting In JK>=50%, Event Level="National"), Min (Total Cost Of Production (COP) For Shooting Documentary Films In J&K X 50%,2000000), And (Percentage Of Shooting In JK>=50%, Event Level="International"), Min (Total Cost Of Production (COP) For Shooting Documentary Films In J&K X 25%,4000000))	Up to Rs 20 lakh or 50% of total cost of production (COP) for National level release, whichever is lower Up to Rs 40 lakh or 25% of total cost of production (COP) for international level release, whichever is lower
26	Total Cost of Production (COP) for film on Patriotic theme:	100000000	50%	₹ 50,00,000	₹ 50,00,000	Min (Incentive Percentage X Total Cost Of Production (COP) For Film On Patriotic Theme, Capping)	
27	Total Cost of Production (COP) for film on Children or Women empowerment theme:	100000000	25%	₹ 50,00,000	₹ 25,00,000	Min (Incentive Percentage X Total Cost Of Production (COP) For Film On Children Or Women Empowerment Theme, Capping)	
	<b>Total Tentative Incentive under Jammu &amp; Kashmir Film Policy 2021</b>	****	****	****	₹ 21,48,70,001	<b>Sum of Incentives (1 to 27)</b>	

**\*Note: All the calculated incentives are for illustration purpose only, actual eligible Incentive amount may vary  
All Input amounts are examples for Illustration Purpose only**

# Formulas for Calculations (9/10)

h) For Incentives under Jammu & Kashmir Healthcare & Ayush Care Investment Policy 2020							
1	Interest paid during the year:	₹ 1,00,000	5%	₹ 15,00,000	₹ 5,000	Min (Incentive Percentage X Interest Paid During The Year, Capping)	5% of Interest subsidy to the eligible venture subject to a ceiling of Rs 15 lakh per year for a period of 5 years
2	Population of city in which 50 bedded integrated hospital, Ayush Medical college, Ayush paramedical Colleges, Marketing Mandies, Processing units of Medicinal plant unit is to be setup:	Greater than 10 Lakh	NA	NA	NA	Na	
3	Capital Invested for setting up such unit (INSIDE MUNICIPAL AREA):	₹ 1,00,00,00,000	30%	₹ 5,00,00,000	₹ 5,00,00,000	Ifs (City Population="Less Than 10 Lakh", Min (Incentive Percentage X Capital Invested For Setting Up Such Unit,30000000), City Population="Greater Than 10 Lakh", Min (Incentive Percentage X Capital Invested For Setting Up Such Unit,50000000))	30% for setting up 50 bedded integrated hospital, Ayush Medical college, Ayush paramedical Colleges, Marketing Mandies, Processing units of Medicinal plant maximum up to Rs 3 crore in cities with population less than 10 lakh and Rs 5 crore in cities with population greater the 10 lakhs.
4	Freight charges incurred:	₹ 10,00,000	100%	₹ 30,00,000	₹ 10,00,000	Min (Incentive Percentage X Freight Charges Incurred, Capping)	100% freight subsidy will be given on freight charges maximum up to Rs 30 lakh per year for transportation of material within the country
5	Charges incurred on quality control of Ayush drugs:	₹ 1,00,00,000	30%	₹ 2,00,00,000	₹ 30,00,000	Min (Incentive Percentage X Charges Incurred On Quality Control Of Ayush Drugs, Capping)	
6	Charges incurred on quality certification of Ayush drugs:	₹ 10,00,000	100%	₹ 5,00,000	₹ 5,00,000	Min (Incentive Percentage X Charges Incurred On Quality Certification Of Ayush Drugs, Capping)	
7	Cost of new DG set:	₹ 10,00,000	100%	₹ 45,00,000	₹ 10,00,000	Min (Incentive Percentage X Cost Of New Dg Set, Capping)	100% subsidy on purchase & installation of DG set from 10kw to 2000KW capacity
8	Total incurred costs on training of paramedical staff:	₹ 10,00,000	25%	NIL	₹ 2,50,000	Incentive Percentage X Total Incurred Costs On Training Of Paramedical Staff	
	<b>Total Tentative Incentive under Jammu &amp; Kashmir Healthcare &amp; Ayush Care Investment Policy 2020</b>	*****	*****	*****	₹ 5,57,55,000	<b>Sum of Incentives (1 to 8)</b>	

**\*Note: All the calculated incentives are for illustration purpose only, actual eligible Incentive amount may vary All Input amounts are examples for Illustration Purpose only**

# Formulas for Calculations (10/10)

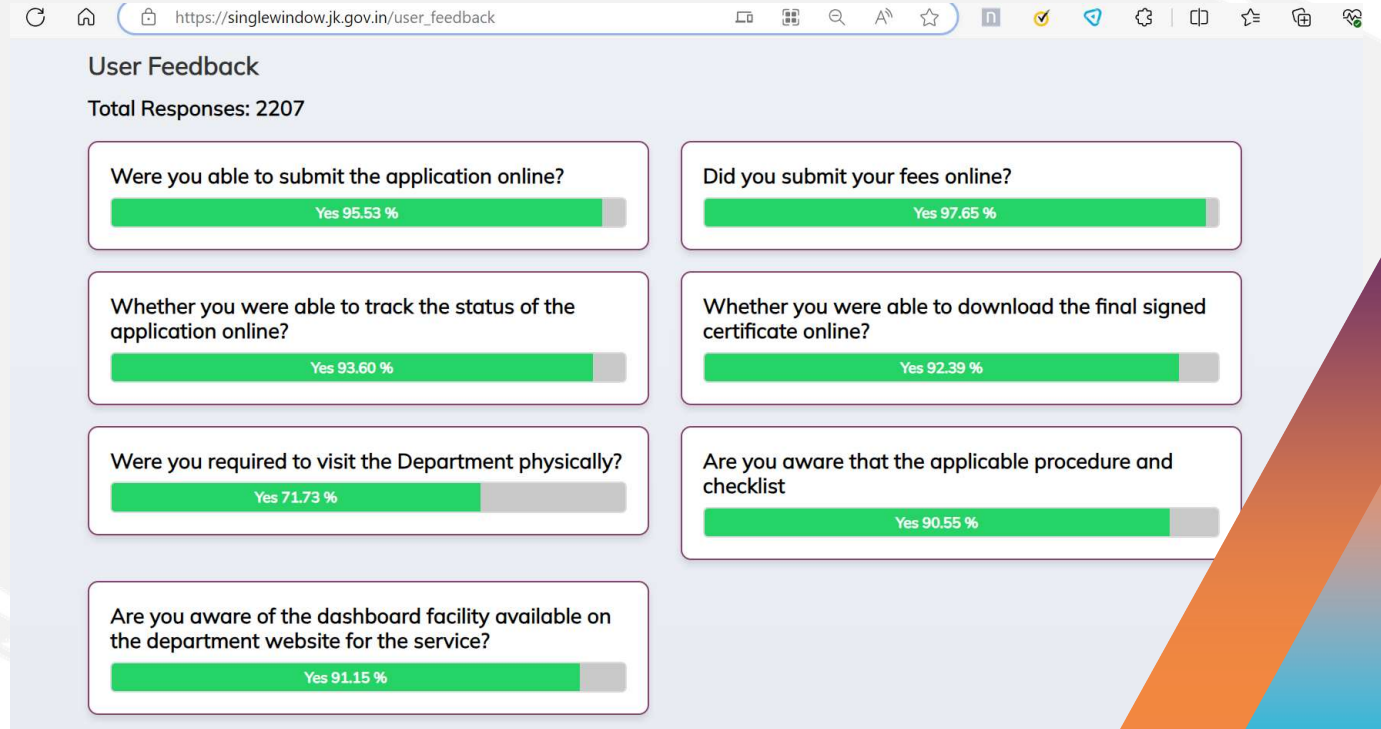
i) For Incentives under Jammu & Kashmir Tourism Policy – 2020							
1-8 Incentives as applicable in J&K Industrial Policy 2021-30							
9	Capital Invested on units/projects falling in B & C category areas :	₹ 1,00,00,000	15%	As decided by Dept.	₹ 15,00,000	Incentive Percentage X Capital Invested On Units/Projects Falling In B & C Category Areas	15% of the eligible capital investment (Category A – Highly commercialized Tourist Spots) (Category B - Less Commercialized) ] (Category C – Remote areas)
10	Star Rating as per BEE Certificate:	2 Star	NA	NA	NA	Na	Input will be based on Star Rating and will be eligible for incentive under point 11 (max. amount is Rs. 5 lac per unit yearly)
11	Cost of carrying out energy audit for such commercial buildings:	₹ 10,00,000	40-75%	₹ 5,00,000	₹ 5,00,000	ifs(Rating="1 Star", Min(Cost Of Carrying Out Energy Audit For Such Commercial Buildings X 40%,Capping),Rating="2 Star", Min(Cost Of Carrying Out Energy Audit For Such Commercial Buildings X 50%,Capping),Rating="3 Star", Min(Cost Of Carrying Out Energy Audit For Such Commercial Buildings X 60%,Capping),Rating="4 Star", Min(Cost Of Carrying Out Energy Audit For Such Commercial Buildings X 70%,Capping),Rating="5 Star", Min(Cost Of Carrying Out Energy Audit For Such Commercial Buildings X 75%,Capping)	
12	Actual costs incurred on training of workers:	₹ 1,00,000	50%	₹ 50,000	₹ 50,000	Min (Incentive Percentage X Actual Costs Incurred On Training Of Workers, Capping)	With an upper limit of Rs. 10,000/- per trainee will be reimbursed (subject to maximum of Rs. 50,000 per unit for one training programme in a single year with an upper ceiling of 20 units per year
13	Charges incurred on carrying out market research studies on travel and tourism sector in J&K:	₹ 10,00,000	100%	₹ 5,00,000	₹ 5,00,000	Min (Incentive Percentage X Charges Incurred On Carrying Out Market Research Studies On Travel And Tourism Sector In J&K, Capping)	Not more than 3 such studies will be sanctioned per year
14	Charges incurred on achieving certifications and standards from the Eco Tourism Society of India:	₹ 1,00,000	100%	₹ 1,00,000	₹ 1,00,000	Min (Incentive Percentage X Charges Incurred On Achieving Certifications And Standards From The Eco Tourism Society Of India, Capping)	For max. of five Tourism Units per year
15	Charges incurred on conducting any International and National level conferences, exhibitions, and other events for promotion of usage of ICT in tourism sector:	₹ 10,00,000	100%	₹ 5,00,000	₹ 5,00,000	Min (Incentive Percentage X Charges Incurred On Conducting Any International And National Level Conferences, Exhibitions, And Other Events For Promotion Of Usage Of ICT In Tourism Sector, Capping)	For max. of 5 events per year
16	Cost of procuring the audio/video equipment/content creation:	₹ 10,00,000	25%	₹ 2,00,000	₹ 2,00,000	Min (Incentive Percentage X Cost Of Procuring The Audio/Video Equipment/Content Creation, Capping)	One time assistance
<b>Total Tentative Incentive under Jammu &amp; Kashmir Tourism Policy – 2020</b>		*****	*****	*****	₹ 47,20,000	<b>Sum of Incentives (1 to 16)</b>	

\*Note: All the calculated incentives are for illustration purpose only, actual eligible Incentive amount may vary  
All Input amounts are examples for Illustration Purpose only

# Conclusion

## Impact:

- By providing investors with a transparent and user-friendly tool to calculate potential incentives, we expect a notable **surge in investment activities across sectors**.
- This versatility is expected to encourage a **diverse range of businesses** to establish a presence in the region, thereby **promoting industry diversification**.
- Simplifying the incentives calculation process contributes to an overall improvement in the **ease of doing business** in Jammu & Kashmir. Investors will find a more **welcoming and efficient environment**, reducing bureaucratic hurdles and fostering a collaborative atmosphere.



# Inspiration to other States/UTs

## Steps to Replicate:

- 1) **Assess Your Region's Strengths:** Identify **key sectors and industries** that align with your state's strengths and potential for growth.
- 2) **Develop a User-Friendly Tool:** Create a user-friendly incentives calculator **tailored to the unique needs of your region**, ensuring it aligns with existing policies.
- 3) **Collaborate Across Departments:** Foster collaboration between government departments, ensuring seamless **integration with existing policies and regulations**.
- 4) **Promote Transparency:** Prioritize **transparency** in the incentives calculation process to **build trust** among investors and stakeholders.

**We invite investors, entrepreneurs, and stakeholders to leverage the Incentives Calculator and be part of the positive change unfolding in Jammu & Kashmir.**



# *Thank You!*

**Contact Us:**

**Managing Director, SICOP**

**Address:** Udhyog Bhawan,  
Railhead Complex, Jammu

**E-mail:** [md.sicop@jk.gov.in](mailto:md.sicop@jk.gov.in)

